



Contact Us
1430 Robinson Rd, Ste 130 | Corinth, TX 76210


Denton: 940.382.4700
Denver: 303.217.9492
Santa Fe: 505.717.3479

Seattle: 206.607.1279
Toll Free: 800.732.0249

Online Medicare Enrollment

Online enrollment is easy, the following steps will guide you in the online enrollment process:

1. Go to SSA.gov
2. On the top right of the screen click on the menu button
3. Click on Medicare Under the benefits section
4. Click on Apply for Medicare Only

 Social Security

SEARCH MENU LANGUAGES SIGN IN/UP

Medicare Benefits

How To Apply Online For Just Medicare

You can apply online for Medicare even if you are not ready to retire. You can use our online application to sign up. It takes less than 10 minutes. There are no forms to sign and usually no documentation is required. Social Security will process your application and contact you if we need more information.

[Apply for Medicare Only](#)


[Return to Saved Application](#) | [Check Application Status](#) | [Replace Medicare Card](#)

Medicare is managed by the Centers for Medicare and Medicaid Services (CMS). Social Security works with CMS by enrolling people in Medicare.


For more information about applying for Medicare only and delaying retirement benefits, visit [Applying for Medicare Only – Before You Decide](#).

Related Information

- [CMS - Application for Enrollment in Medicare - Part B \(Medical Insurance\)](#)
- [Apply Online for Medicare — Even if You Are Not Ready to Retire](#)
- [How To Apply Online For Medicare Only](#)
- [Get Extra Help with Medicare prescription drug plan costs](#)
- [Other Medicare Publications](#)
- [More Medicare information](#)
- [Understanding Medicare Part C](#)



www.insuranceconnectionusa.com



5. Check the I understand box and click next to continue



Social Security

The Official Website of the U.S. Social Security Administration

Apply for Benefits

Benefits Application Terms of Service

I understand that I am entering a U.S. Government System to file a benefit application with the Social Security Administration. I understand that I need to provide the Social Security Administration information to process the benefit application. I understand that failing to agree to the statements below will result in my inability to file a benefit application online, which may prevent the Social Security Administration from making an accurate and timely decision about eligibility for benefits.

I understand that:

- the Social Security Administration will validate the information I provide against the information in Social Security Administration's systems.
- my activities may be monitored within this site.
- any person who knowingly and willfully tries to obtain Social Security benefits falsely could be punished by a fine or imprisonment, or both.
- I am authorized to file a claim on my own behalf or on behalf of someone else with the Social Security Administration.


Information about Social Security's Online Policies

The privacy of our customers is always very important to us. We encourage you to read our [Privacy Act Statement](#).

☐ I understand and agree to the above statements.

Next

Exit



6. Click on Start a new Application in the middle of the next screen



Social Security

The Official Website of the U.S. Social Security Administration

Apply for Benefits

OMB No. 0960-0618
Paperwork Reduction Act

Please Note:

We will ask you to create or sign in to your [my Social Security](#) account when you start the application. You will receive an additional Terms of Service if you need to create an account.

Apply Online for Retirement/Medicare Benefits



Getting Ready

Before you start your application, we recommend that you take a moment to prepare yourself by reviewing a few items:

1. Make sure you meet the requirements to apply online for [Retirement/Medicare](#);
2. [Gather all of the information you need](#) to complete the application process.



Apply & Complete

After signing in to your [my Social Security](#) account, applying for Retirement/Medicare may take between **10 to 30 minutes** to complete depending on your situation. You can save your application as you go, so you can take a break at any time.

or



Follow Up

Once you have submitted your application, a representative may contact you with updates or questions about your application. You may check the status of your online application by signing in to [my Social Security](#).



Video Introduction


[Helpful hints for applying online](#)
1 minute

More Information

- [When to Start Receiving Retirement Benefits](#)
- [Other Ways To Apply for Benefits](#)
- [Your Right to Representation](#)
- [Information in Other Languages](#)

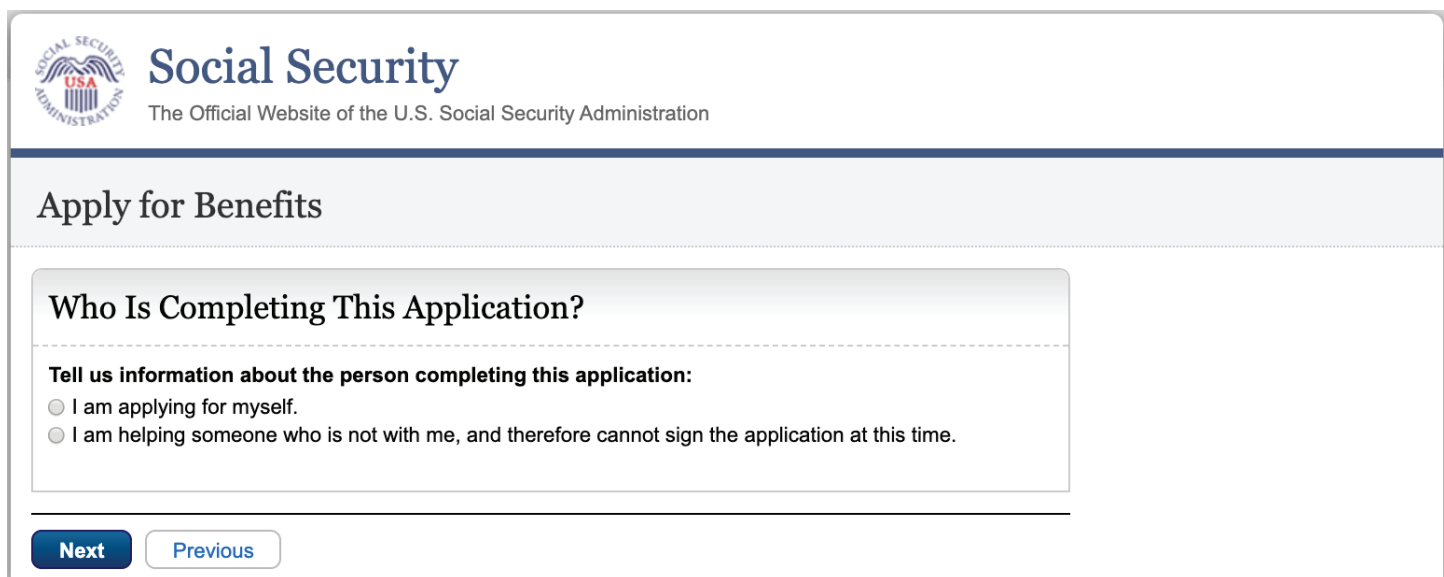
Your privacy is important.

For details about our use of your information, we encourage you to read our [Privacy Act Statement](#).




7. The next screen has two questions, click I am applying for myself and if you already have an online Social Security account click yes, if not click no

8. Next is the sign in page, if you have an online social security account, go to sign in, if not you will need to create an account, this is the most complex part of the



The screenshot shows the Social Security Administration's 'Apply for Benefits' page. At the top left is the Social Security Administration logo. To its right, the text 'Social Security' is displayed in a large, blue, serif font, with 'The Official Website of the U.S. Social Security Administration' in a smaller, black, sans-serif font below it. The main heading 'Apply for Benefits' is centered in a large, black, serif font. Below this, a light gray box contains the question 'Who Is Completing This Application?' in a bold, black, serif font. Underneath the question, a dashed line separates it from the instruction 'Tell us information about the person completing this application:' in a bold, black, sans-serif font. Two radio button options follow: 'I am applying for myself.' and 'I am helping someone who is not with me, and therefore cannot sign the application at this time.' At the bottom of the page, there are two buttons: a blue 'Next' button and a white 'Previous' button with a blue border.

 **Social Security**
The Official Website of the U.S. Social Security Administration


Apply for Benefits

Who Is Completing This Application?

Tell us information about the person completing this application:

- ☐ I am applying for myself.
- ☐ I am helping someone who is not with me, and therefore cannot sign the application at this time.

[Next](#) [Previous](#)



enrollment process and you will need a cell phone to get the text message with a access code they send to you.

9. Create a user name and password and answer the questions , if you are successful they will send you a code to access your account, the Medicare application is next and it is easy and takes less than 10 minutes to complete.

10. Make sure you write down your reentry number in case you need to check on the status of your enrollment.



Sign In or Create an Account

Create Your Account

▼ Information you will need

Create New Account

Finish Setting up Your Account

Enter Activation Code

Sign In

Username

[Forgot Username?](#)

Password

[Forgot Password?](#)

Sign In

Are you now, or have you ever been a victim of domestic violence? Identity theft? Do you have other concerns?

You can [block electronic access](#) to your information at any time, for any reason.

